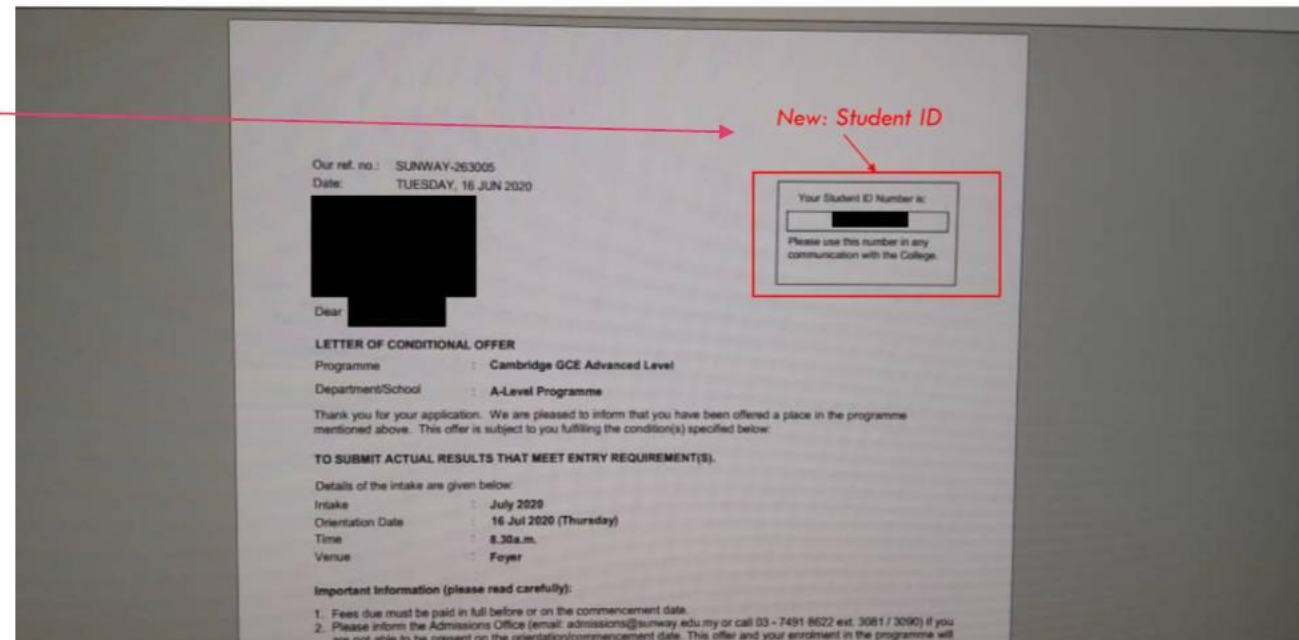


How to activate your Google account

Step 1:

Check for your Student ID from your offer letter.

SAMPLE OF OFFER LETTER



How to activate your Google account

Step 2:

- ▶ Go to classroom.google.com to sign in to your account.
- ▶ If your Student ID is 12345678. Then, your **Google student ID** is 12345678@sunwayeducation.info
- ▶ Your password is : 12345678 (same as your student ID)
- ▶ **Ensure that your name appears after you sign-in.**
 - ▶ If you can't activate your Google account, please email pauld@sunwayeducation.info from your **imail** as soon as possible.



Hi SIMON

33@sunwayeducation.info ▼

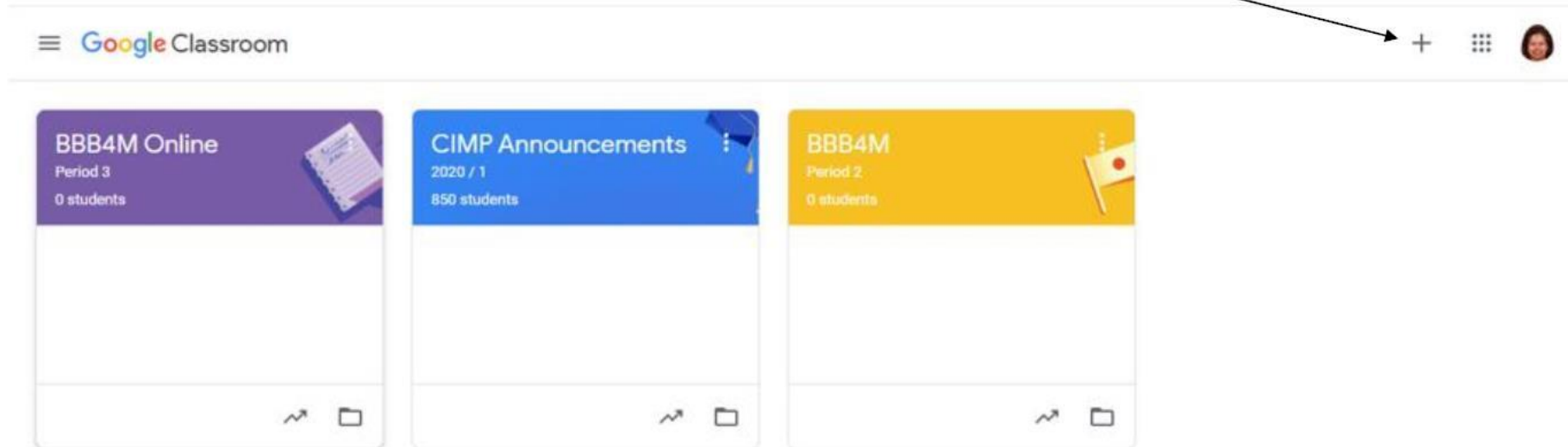
How to activate your Google account

Step 3:

- ▶ When prompted to change password, you're strongly advised to use the same password as your imail.

How to enroll to CIMP announcements

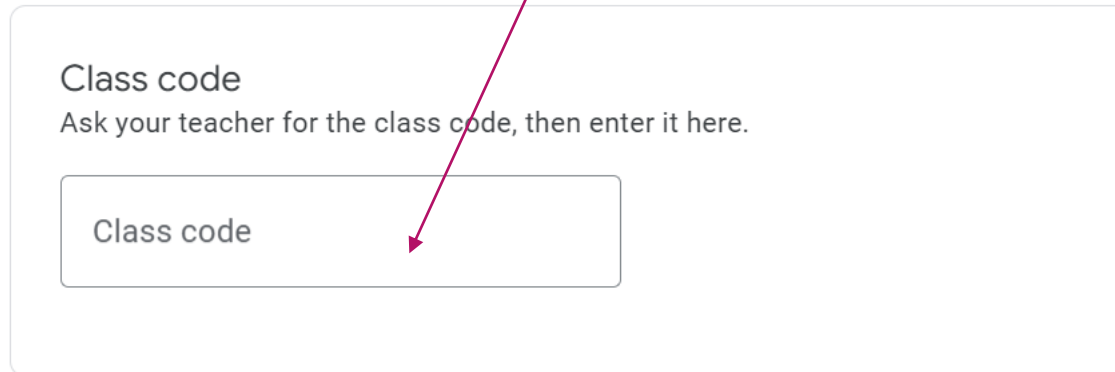
Step 4: Click on '+' sign and select **Join class**.



How to enroll to CIMP announcements

- ▶ Step 5: Join CIMP Announcements using the following class code.

Class code: h7qv3st



Class code
Ask your teacher for the class code, then enter it here.

CIMP Announcements on Google Classroom

- ▶ Welcome to CIMP Announcements page.

